

ACADEMIC PREPARATION AND PLACEMENT



Kheng Waiche
Assistant Director, Proficiency Services

Multiple Measures for Placement Include:

Standardized Tests:

CAASP/EAP,
ACT,
SAT,
AP,
IB, and
CLEP

**High School
Grade Point Average
(GPA)**

High School and College Coursework*

*Coursework must be completed with a
grade of "C-" or better.

**High School Math
Grade Point Average
(GPA)**



Academic Preparation and Placement

- Due to COVID-19 disruptions, CSU campuses will use high school GPA, high school math GPA and high and college coursework in absence of standardized test results (CAASPP/EAP, ACT, SAT AP, IB and CLEP) to evaluate a student's placement in GE English and math/QR courses.
- SAT/ACT scores will only be used for placement if the student chooses to take the exams. These scores will not be used for admission purposes.
- Early Start for Summer 2021 has not been decided.

Check the boxes that match your test scores and completed coursework.



Fulfilled Requirement

Enroll in GE English Course

Enroll in Supported GE English Course

GPA-Placement for English/Written Communication

Calculation includes "a-g" courses from grades 10th and 11th as reported on the CalState Apply application.

http://www.csustudentsuccess.org/mm_english

Advanced Placement (AP) Test Score:
 3 or above: AP Language and Composition
 3 or above: AP Composition and Literature

College Transfer Coursework:
 Completed college course (C- or better) that satisfies GE CSU Area A2 (written communication)

If you checked one of the boxes above, stop here. You have met the GE A2 English requirement.

If none of the criteria apply, go to the next column →

CAASPP/EAP English Test Score:
 Standard Exceeded (Level 4)
 Standard Met (Level 3) and completed 12th grade approved year-long English course (C- or better)*

****New SAT English Test Score:**
 550 or above
 510 – 540 and completion of a 12th grade approved year-long English course (C- or better)*

ACT English Test Score:
 22 or above
 19-21 and completion of a 12th grade approved year-long English course (C- or better)*

High School Courses and GPA:
 Weighted GPA 3.3 or above
 GPA 3.0 or above and completion of a 12th grade approved year-long English course (C- or better)*
 GPA 3.0 or above and completion of Honors English course
 GPA 3.0 or above and 5 or more years of high school English

If you checked one of the boxes above, stop here. You will be placed in a GE A2 English course.

*12th grade approved year-long English courses: CSU ERWC, AP, IB, Weighted Honors English
**SAT conversion of scores prior to March 2016:

****New SAT English Test Score:**
 510 – 540 and 4 or more years of high school English

ACT Test Score:
 19-21 and 4 or more years of high school English

High School Courses and GPA:
 Weighted GPA 3.0 or above and 4 or more years of English

If you checked one of the boxes above, stop here. You will be placed in a supported GE A2 English course. Early Start Program (ESP) participation is recommended but not required.

English/Written Communication Placement for All Majors


Category 1-FULFILLED: Student has fulfilled General Education A2 Requirement.

Category 2-READY: Student has met standards, ready to enroll in GEW 101B.

Category 3-READY WITH SUPPORT, EARLY START RECOMMENDED: Placement in GEW 101A *and* GEW 100, to be followed by GEW 101B.

Category 4-READY WITH SUPPORT, EARLY START REQUIRED: Placement in GEW 101A *and* GEW 100, to be followed by GEW 101B.





Enroll in GE Math Course

CAASPP/EAP Math Exam Score:

- Standard Exceeded (Level 4)
- Standard Met (Level 3) and completed 12th grade approved year-long math course beyond Algebra 2 (C- or better)
- Standard Met and 4 or more years of high school math or QR

*New SAT Math Test Score:

- 570 or above
- 550 or above on Subject Test in Math Level 1 or 2
- 520 – 560 and completed 12th grade approved year-long math course beyond Algebra 2 (C- or better)

ACT Math Test Score:

- 23 or above
- 20-22 and completed 12th grade approved year-long math course beyond Algebra 2 (C- or better)

High School Courses and GPA

- Weighted math GPA 3.0 or above and completed 12th grade approved year-long math course beyond Algebra 2 (C- or better)
- Weighted math GPA 3.0 or above and 5 or more years of math or QR
- Weighted GPA 3.7 or above
- Weighted GPA 3.5 or above and 4 or more years of math or QR

If you checked one of the boxes above, stop here.
You will be placed in a GE B4 math/QR course.

If none of the criteria apply,
go to the next column →



Enroll in Supported GE Math Course

High School GPA:

- Weighted math GPA 3.3 or above
- Weighted GPA 3.0 or above

If you checked one of the boxes above, stop here.
You will be placed in a supported GE B4 math/QR course. Early Start Program (ESP) participation is recommended but not required.

If none of the criteria apply,
go to the next column →

GPA-Math Placement for Non-STEM+ Majors

Calculation includes 9th, 10th and 11th grade math courses completed in Area C and quantitative reasoning courses completed in Area G as reported on the CalState Apply application. Note: Algebra 1 and Geometry courses taken in middle school and reported on the CalState Apply application will also be included.

http://www.csustudentsuccess.org/mm_math_non-stem

Mathematics Placement for Non-Algebra Intensive Majors

Non-Algebra Intensive Majors:

- American Indian Studies
- Anthropology
- Child & Adolescent Development
- Communication
- Criminology & Justice Studies
- Environmental Studies
- Global Studies
- History
- Human Development
- Kinesiology-
Option in Health Science
- Liberal Studies
- Literature & Writing Studies
- Media Studies
- Music
- Nursing
- Political Science
- Psychological Science
- Social Sciences
- Sociology
- Spanish
- Speech Language Pathology
- Visual & Performing Arts
- Women's Studies


Category 1-FULFILLED: Student has fulfilled General Education B4 Requirement and is permitted to enroll in the next level of Mathematics as appropriate for major.

Category 2-READY: Student has met standards, ready to enroll in a B4 level Mathematics course appropriate for the major.

Category 3-READY WITH SUPPORT, EARLY START RECOMMENDED: Placement in MATH 101 *and* MATH 001.

Category 4-READY WITH SUPPORT, EARLY START REQUIRED: Placement in MATH 101 *and* MATH 001.





Enroll in GE Math Course

CAASPP/EAP Math Exam Score:

- Standard Exceeded (Level 4)
- Standard Met (Level 3) and completed 12th grade approved year-long math course beyond Algebra 2 (C- or better)

*New SAT Math Test Score:

- 570 or above
- 550 or above on Subject Test in Math Level 1 or 2
- 520 – 560 and completed 12th grade approved year-long math course beyond Algebra 2 (C- or better)

ACT Math Test Score:


- 23 or above
- 20-22 and completed 12th grade approved year-long math course beyond Algebra 2 (C- or better)

High School Courses and GPA

- Weighted math GPA 3.5 and completed 12th grade approved year-long math course beyond Algebra 2 (C- or better)
- Weighted math GPA 3.5 or above and 5 or more years of math or QR
- Weighted GPA 3.7 or above

If you checked one box above, you will be placed in a GE B4 math/QR course appropriate for your major.

**If none of the criteria apply,
go to the next column →**



Enroll in Supported GE Math Course

High School GPA:

- Weighted math GPA 3.3 or above

If you checked the box above, stop here.
You will be placed in a supported GE B4 math/QR course appropriate for your major. Early Start Program (ESP) participation is recommended but not required.

**If none of the criteria apply,
go to the next column →**

GPA-Math Placement for STEM+ Majors

Calculation includes 9th, 10th and 11th grade math courses completed in Area C and quantitative reasoning courses completed in Area G as reported on the CalState Apply application. Note: algebra 1 and geometry courses taken in middle school and reported on the CalState Apply application will also be included.

http://www.csustudentsuccess.org/mm_math_stem

Mathematics Placement for Algebra Intensive Majors

Algebra Intensive Majors:

- Applied Physics
- Biological Sciences
- Biochemistry
- Biotechnology
- Business Administration
- Chemistry
- Computer Science
- Economics
- Engineering
- Kinesiology - Option in Movement Science
- Mathematics

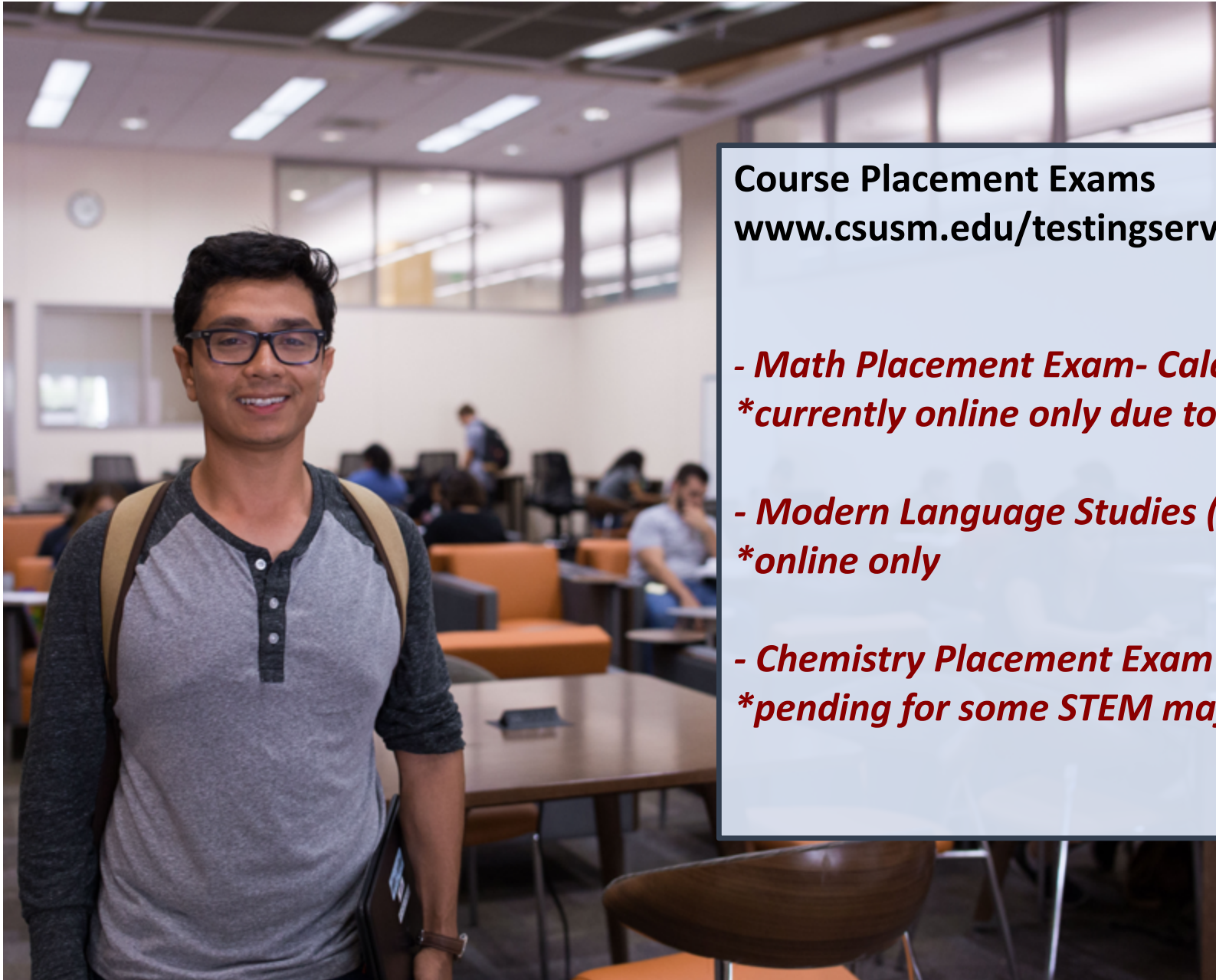
Category 1-FULFILLED: Student has fulfilled General Education B4 Requirement and is permitted to enroll in the next level of Mathematics as appropriate for major.

Category 2-READY: Student has met standards, ready to enroll in a B4 level Mathematics course appropriate for the major.

Category 3-READY WITH SUPPORT, EARLY START RECOMMENDED: Placement in MATH 105 *and* MATH 005.

Category 4-READY WITH SUPPORT, EARLY START REQUIRED: Placement in MATH 101 *and* MATH 001.





Course Placement Exams
www.csusm.edu/testingservices

- Math Placement Exam- Calculus Readiness Diagnostic
****currently online only due to COVID-19.***

- Modern Language Studies (MLS)
****online only***

- Chemistry Placement Exam
****pending for some STEM majors due to COVID-19.***

QUESTIONS?



www.csusm.edu/readiness



testingservices@csusm.edu



proficiency@csusm.edu



earlystart@csusm.edu



pass@csusm.edu



760.750.6060

My direct contact:
kwaiche@csusm.edu

760.750.8884

